

square-2-pavillion-girdle-crown

Facet Data

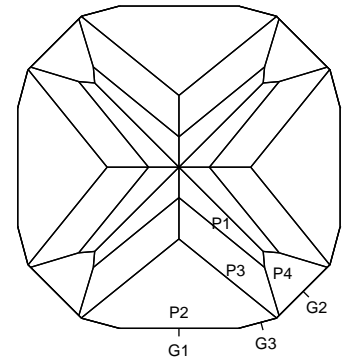
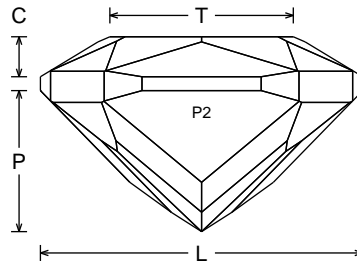
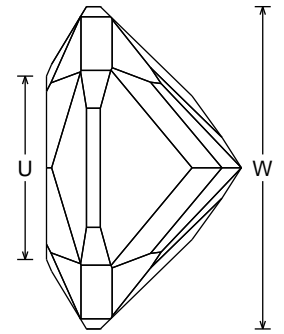
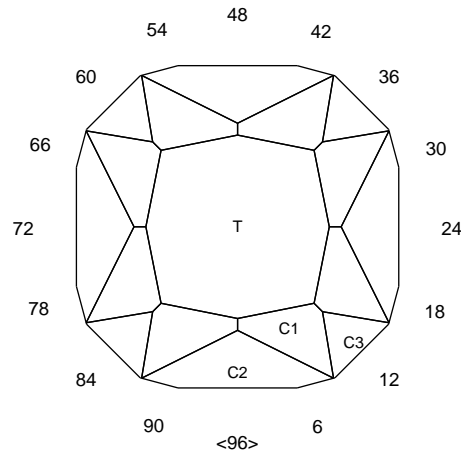
Pavilion facets	24	Pavilion tiers	4
Girdle facets	16	Girdle tiers	3
Crown facets	16+1	Crown tiers	3+1
Total facets	57	Total tiers	11

Size Data

L/W	1.000	P/W	0.438
T/W	0.569	C/W	0.124
U/W	0.569	H/W	0.605
V/W ³	0.260	P/C	3.528

Design Data

Angles for R.I.	2.15
Symmetry	4-fold, mirror
Index gear	96



Pavilion

G1	90.00	96-24-48-72
P1	35.43	07-17-31-41-55-65-79-89
P2	45.74	96-24-48-72
P3	37.36	05-19-29-43-53-67-77-91
G2	90.00	12-36-60-84
G3	90.00	04-20-28-44-52-68-76-92
P4	40.89	12-36-60-84

Crown

T	0.00	Table
C1	23.80	03-21-27-45-51-69-75-93
C2	31.18	96-24-48-72
C3	28.45	12-36-60-84